

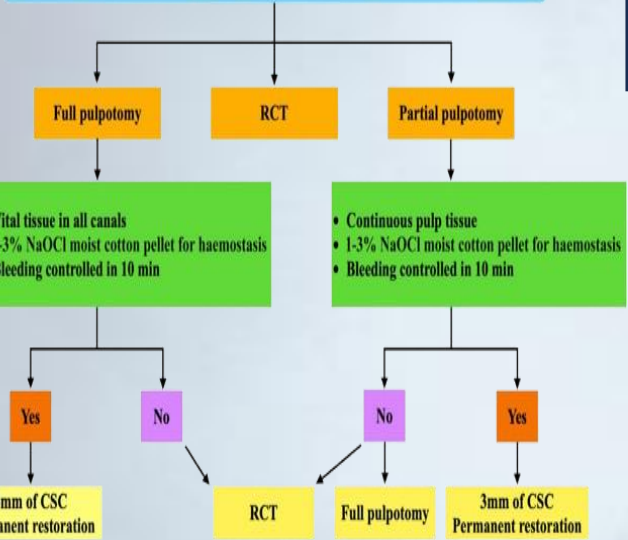


PHILLIP PFFAF

NAVIGATING THE ROAD BLOCKS : CHALLENGES IN VITAL PULP THERAPY

Permanent teeth with carious pulp exposure and clinical diagnosis of irreversible pulpitis

The American Association of Endodontists (AAE) defines vital pulp therapy (VPT) as, "treatment aimed at preserving and maintaining pulp tissue that has been compromised by trauma, caries, or restorative procedures in a healthy state."



CHALLENGES

Diagnosis and Case Selection

Accurate Intra operative Diagnosis, Patient factors, Predictable healing & Remaining tooth structure.

Age and Tooth Maturity

Immature teeth and cases of Chronic Pulpitis.

Materials and Technique Limitations

Biocompatibility, bonding, Long term seal & Aesthetic concerns.

Patient Compliance

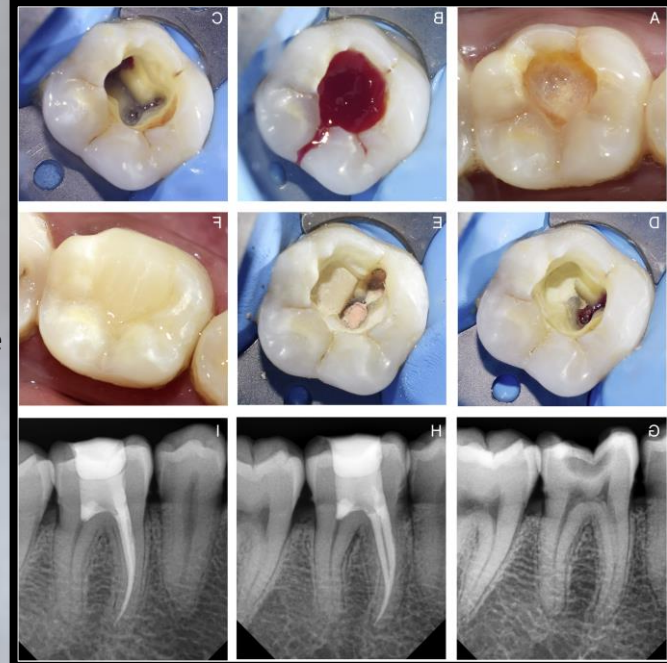
Success in VPT often depends on adequate follow-up to monitor healing.

Inflammation and Microbial Control

Inflammation of the pulp can lead to failure of VPT. Materials like MTA are known to promote healing, managing inflammation effectively.

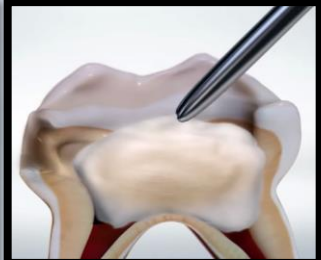
Operator Skill

The success of VPT is highly dependent on the operator's clinical skills.



OBJECTIVES

- Understand the underlying principles of VPT.
- Identify the key challenges encountered in clinical practice.
- Explore future directions to overcome these challenges.



FUTURE DIRECTIONS AND INNOVATIONS

- Stem Cell Therapy
- Personalized Medicine
- Minimal Invasive Techniques
- Advancements in Diagnostic Tools
- Molecular and genetic approaches

References

- 1.Olsson H, et al. (2020). "Materials for Direct Pulp Capping: A Review of Literature." *Journal of Endodontics*.
- 2.Camilleri J. (2015). "Mineral Trioxide Aggregate: A Review of the Materials and Clinical Applications." *IEJ*.
- 3.American Association of Endodontists. AAE Position Statement on Vital Pulp Therapy. 2021.